

AERODROME OBSTACLE  
CHART - ICAO

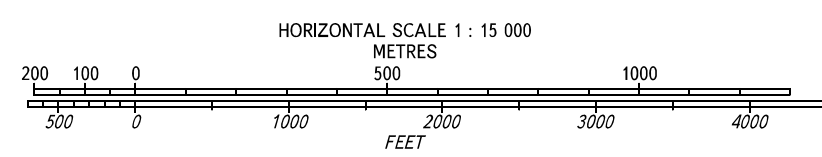
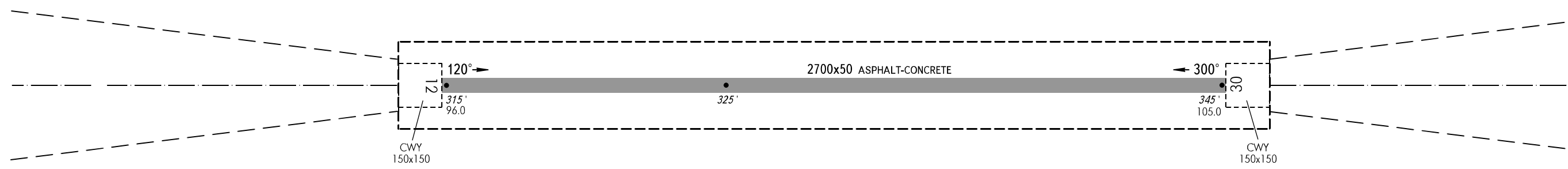
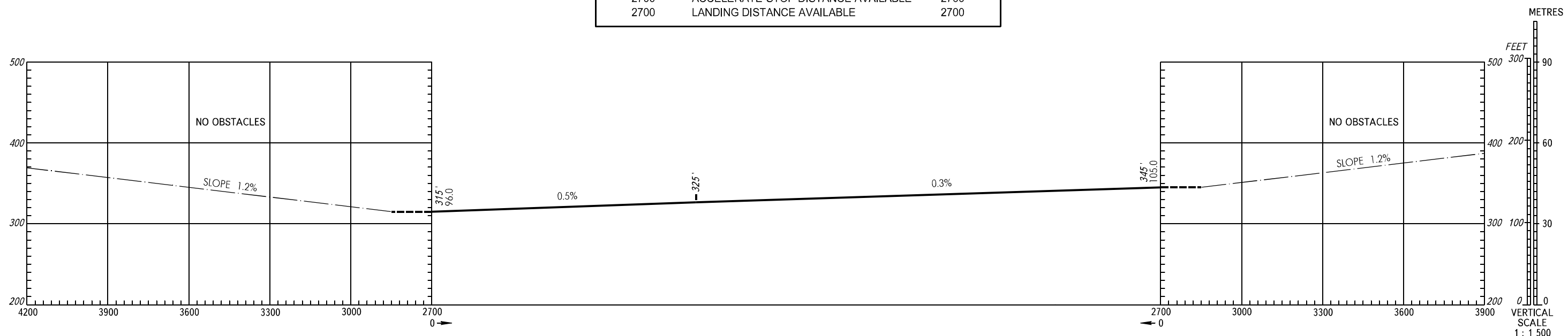
TYPE A (OPERATING LIMITATIONS)

DIMENSIONS IN METRES, ELEVATIONS IN FEET AND METRES

TYUMEN, RUSSIA  
ROSHCHINO  
RWY 12/30

MAGNETIC VARIATION 15°E 2015

DECLARED DISTANCES		
RWY 12		RWY 30
2700	TAKE-OFF RUN AVAILABLE	2700
2850	TAKE-OFF DISTANCE AVAILABLE	2850
2700	ACCELERATE-STOP DISTANCE AVAILABLE	2700
2700	LANDING DISTANCE AVAILABLE	2700



LEGEND	