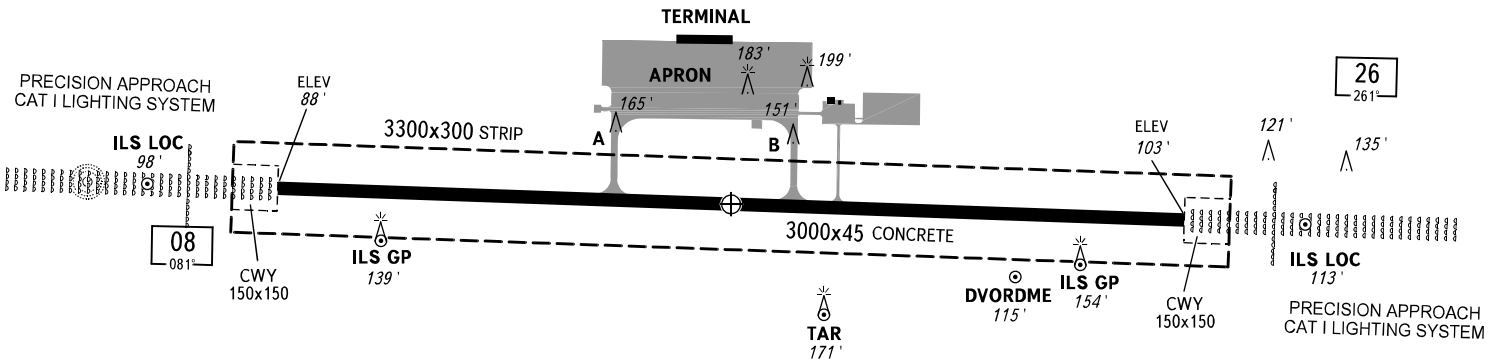
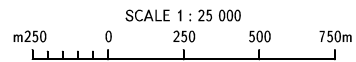


PZ - 90.11 coordinates



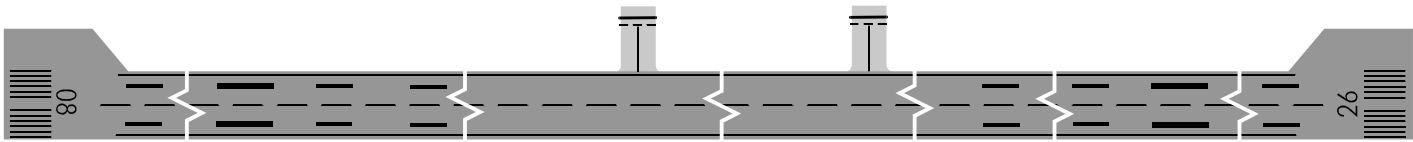
| RWY | DIRECTION (TRUE) | THR                       | BEARINGS STRENGTH  |
|-----|------------------|---------------------------|--------------------|
| 08  | 092.12°          | 51°42'47"N<br>046°08'58"E | PCN 50<br>/R/B/W/T |
| 26  | 272.12°          | 51°42'44"N<br>046°11'34"E |                    |

ELEVATIONS IN FEET  
DIMENSIONS IN METRES  
BEARINGS ARE MAGNETIC

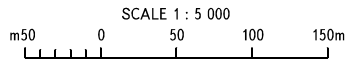
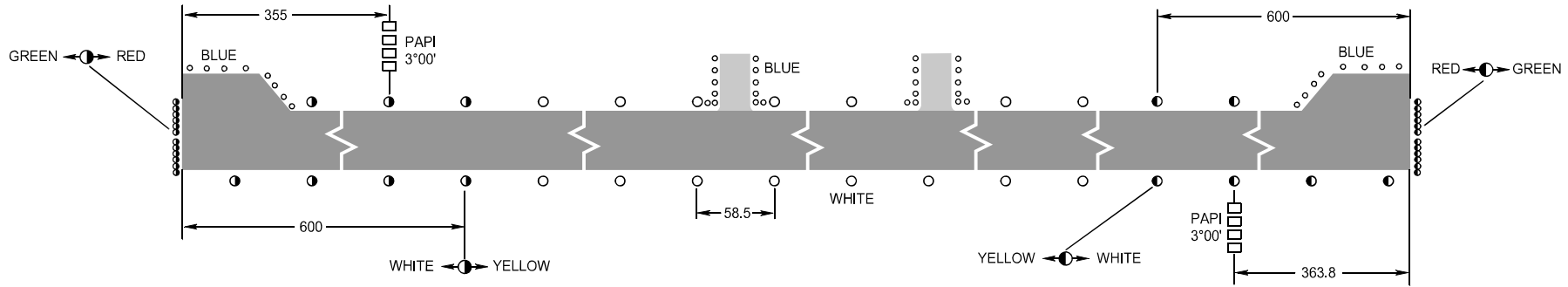


+11°

MARKING AIDS RWY 08 / 26 AND EXIT TWY



LIGHTING AIDS RWY 08 / 26 AND EXIT TWY



DIMENSIONS IN METRES

CHANGE: NIL