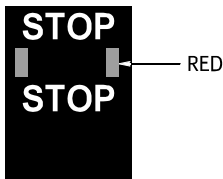



DOCKING GUIDANCE SYSTEM (SAFEDOCK)

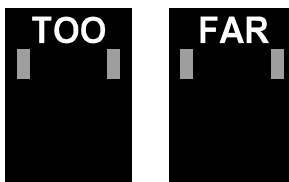
4. STOP. When the correct stop position is reached, the display shows "STOP" and the red leds will be on.



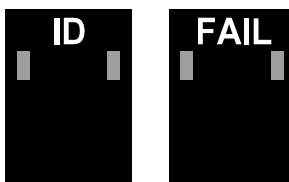
5. DOCKING ON. When the aircraft is correctly parked, the display unit will show "OK" some seconds later.



6. If the aircraft has overshot the stop position, "TOO FAR" will be displayed.



7. IDENTIFICATION FAILURE. The aircraft is identified during the entry into the parking position. If for any reason the identification is not achieved "ID FAIL", the display will show "STOP" and "WAIT". If the aircraft is identified, docking can proceed. If not, the display will show "STOP".



8. SLOW DOWN. When the aircraft exceeds the pre-programmed approach speed, the display unit will show "DOWN GRAD".

