

AERODROME
CHART - ICAO

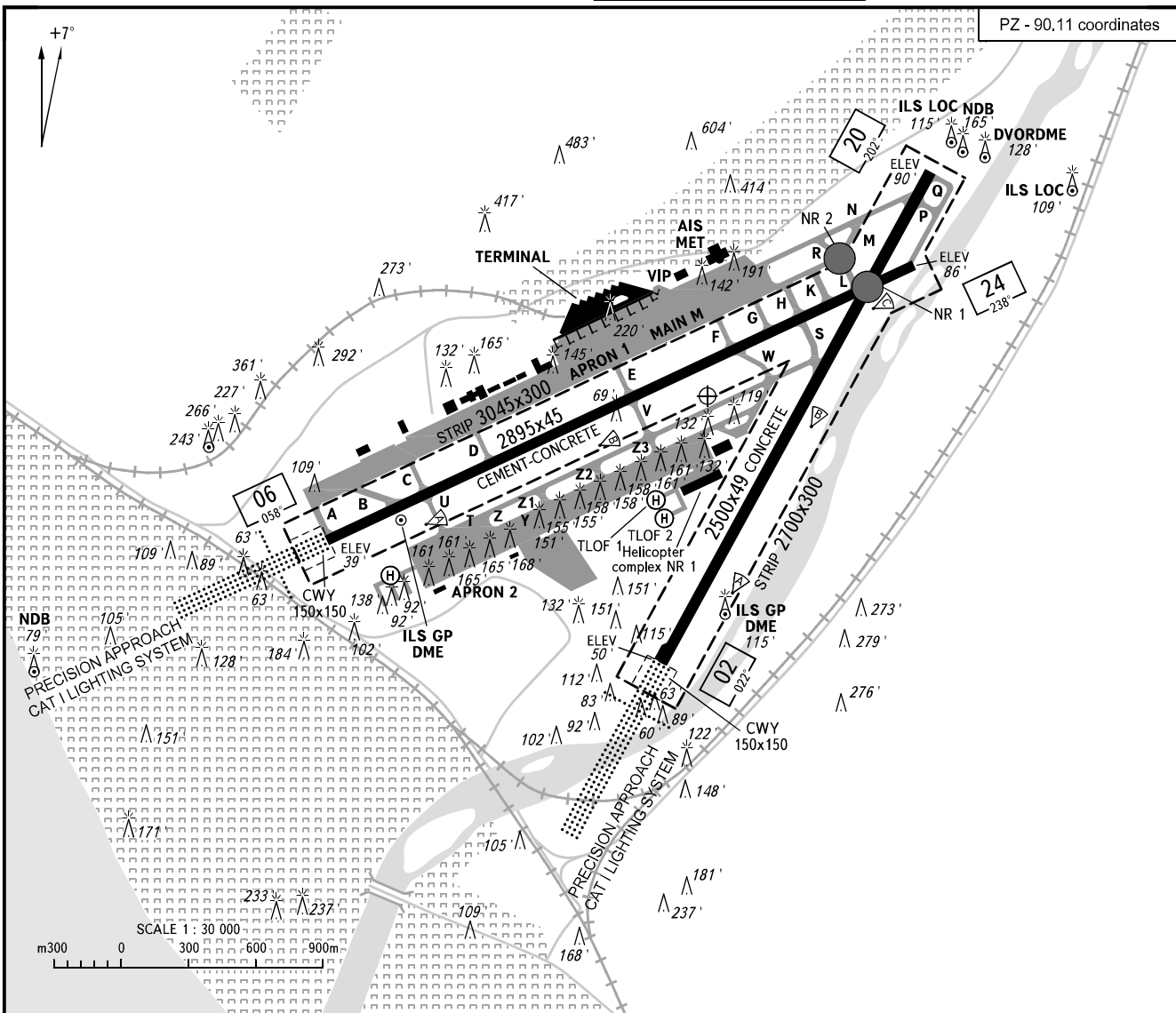
ARP
43°26'40"N
039°56'49"E

ELEV
90'

TOWER RWY 06/24	121.200
02/20	135.800
GROUND DELIVERY	119.000
	132.700

SOCHI, RUSSIA

SOCHI



NOTE:

- Hot spots on RWY (NR 1).
Intersection of RWY 06/24 and RWY 02/20.
When both runways are in use simultaneously or taxiing along RWY, the flight crews must keep visual look-out and maintain radio listening watch, strictly follow ATS unit instructions.
- Hot spots on TWY (NR 2).
Intersection of TWY L, M, R.
ACFT shall taxi with increased caution of the flight crews according to the established marking and ATS unit instructions.

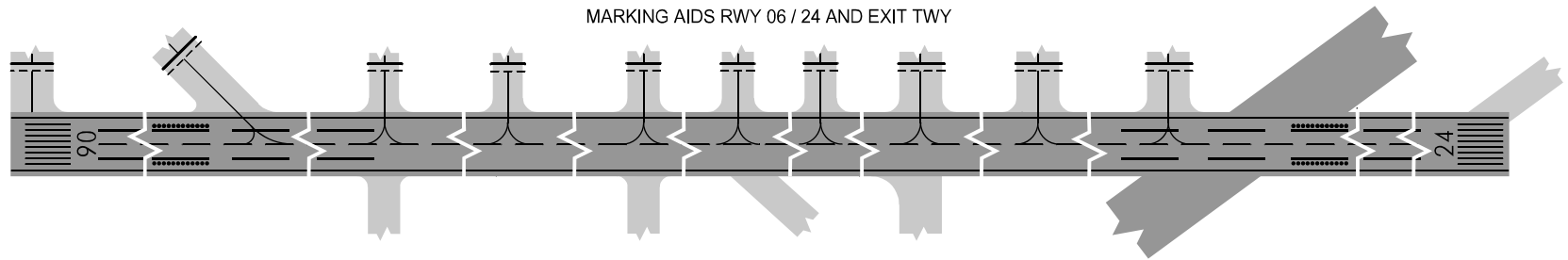
WARNING:

- The flight crews shall advise ATC on first contact about the necessity to land on RWY 06 after listening to ATIS and in the presence of limitations on landing mass for RWY 02 according to the Aeroplane Flight Manual.
- Strengthened parts of RWY strip:
at RWY 02 THR - 50m;
at RWY 20 THR - 50m;
at RWY 24 THR - 50m;
at RWY 06 THR - 75m.
- Take-off and landing of helicopters of all classes are allowed from/on any point of RWY 06/24 and RWY 02/20 according to the Aeroplane Flight Manual and actual weather conditions.
- VFR take-off and landing of helicopters of all classes (except for HEL with skid-equipped landing gear) are allowed on heading 058°/238° MAG on TWY T (TWY width is 22.5m) between TWY Z and TWY S by ATC instruction.
- Movement of HEL with skid-equipped landing gear to stands 5-8 shall be carried out along TWY C (TWY width is 21m), to stands 23-25 - along TWY E and TWY M.
- LDA(m) are as follows:
- RWY 06 - 2745m, marked by inset runway end lights;
- RWY 02 - 2400m, marked by wing bar runway end lights.

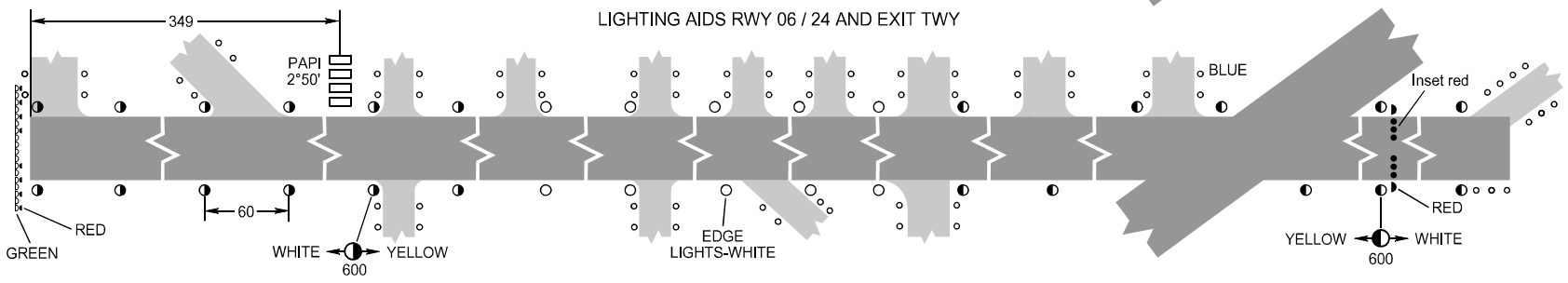
RWY	DIRECTION (TRUE)	THR	BEARING STRENGTH
06	064°50'44"	43°26'22"N 039°55'33"E	PCN 63 /R/B/W/T
24	244°52'04"	43°27'02"N 039°57'29"E	
02	028°42'10"	43°26'04"N 039°56'40"E	PCN 49 /R/A/W/T
20	208°42'47"	43°27'15"N 039°57'34"E	

ELEVATIONS IN FEET
DIMENSIONS IN METRES
BEARINGS ARE MAGNETIC

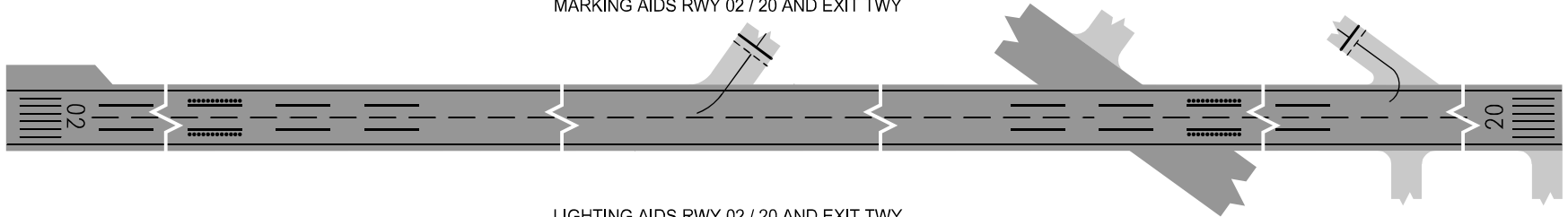
MARKING AIDS RWY 06 / 24 AND EXIT TWY



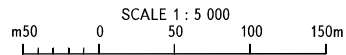
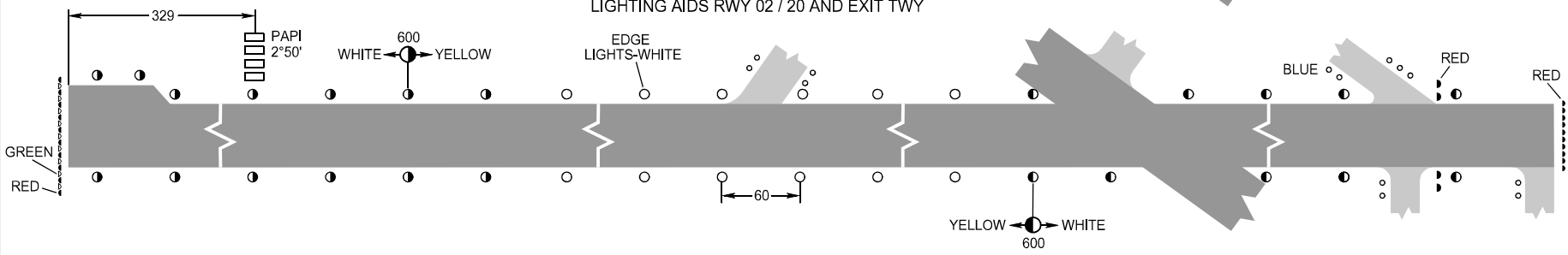
LIGHTING AIDS RWY 06 / 24 AND EXIT TWY



MARKING AIDS RWY 02 / 20 AND EXIT TWY



LIGHTING AIDS RWY 02 / 20 AND EXIT TWY



DIMENSIONS IN METRES

CHANGE: TWY edge